


G361x Analyzing System

For Nitrogen Generators

Customizable for many applications



Perfecting Sensible Technology

The G361x Oxygen Analyzer for Nitrogen Generators is designed to measure oxygen concentrations in nitrogen. The measurement range is 0.0 to 21.0% with an accuracy of +/- 0.5%.

The G3610 N₂ Wide Board

The N₂ wide board is mounted with a filter regulator, a flow meter, a SEN9 oxygen sensor, and a selector valve. It is possible to connect three samples: sample gas, zero gas, and span gas. The H36a Oxygen Analyzer is mounted directly on the board.

The G3611 N₂ Narrow Board

The N₂ narrow board is almost similar to the wide board. It has a filter regulator, a flow meter, a SEN9 oxygen sensor, and a selector valve and it is possible to connect three samples. The narrow board is designed for the connection of a panel mounted analyzer.

Both systems can be delivered with a flow alarm including one alarm set point.

The G36a Oxygen Analyzer is a stand alone box and is suitable for engine room installation, while the G36p Oxygen Analyzer is built for panel mounting.

The G36 analyzer family provides interface via touch screen, galvanically separated analog signal, trend graph display, data logging, and optional pressure compensation.



Both analyzers have CE and MED markings as well as DNV, Bureau Veritas, and Lloyd's Register type approvals.



Specifications - G3610/G3611 Analyzing Systems

Sample pressure	Minimum 4 bar - maximum 10 bar on all inlet ports – preferable constant and identical pressure on all inlet ports.
Sample flow	1-5 l/m.
Sample temperature	0°C to +70°C
Sample manifold	3 sample/test gas ports – 1/8" BSP connection. 1 port for vent line connection – 1/8" BSP connection.
Selector valve	5-way and 3-position switching valve SS 316.
Narrow board dimension	Dimensions: 60 x 30 x 14 cm (H x W x D) – weight: Approx. 7.5 kg without analyzer and packaging.
Wide board dimensions	Dimensions: 60 x 50 x 14 cm (H x W x D) – weight: Approx. 9.0 kg without analyzer and packaging.

Specifications - G36a/p Oxygen Analyzers

	G36p	G36a
		
Certificates & Approvals	MED by DNV – BV, DNV, and Lloyd's Register Type Approval — CE	
Sensor	Heated Zirconia Sensor – SEN9 screw-in type	
Measurement Range	0.0 ... 21.0% O ₂	
Repeatability	+/- 0.1% of the measurement range	
Accuracy	+/- 0.5% of the measurement range	
Response Time	90-% of F.S. in less than 45 sec.	
Power Supply	24 VDC	100...230 VAC / 50...60 Hz
Output Signal	2 x 4...20 mA – range selectable, default: A-out1: 0.0...25.0 % O ₂ / A-out2 not in use	
Max. Load	600 Ω / 24 VDC	
Alarm Relays	4 relays used for different functions, volt free, 24 V AC/DC, 5 A	
Interface	Touch screen 71 x 39 mm with trend graph display	
Ambient Temperature	0°C to +70°C	-15°C to +55°C
Dimensions	Panel cut: 154 x 73 mm (WxH) Front: 178 x 95 mm (WxH) Depth: 71 mm + cables	170 x 200 x 80 mm (HxWxD) Cable glands at bottom
Enclosure	IP55 if panel mounted	IP67
Datalog	History and alarm logs on SD cards	
Pressure Compensation	Optional	

Optional Equipment

Digital flow switch	0.2-10.0 l/min, 1 analog output 4-20 mA and 1 NPN output, display with LED type 3 digits, 1 alarm set point with the NPN output.
Other optional equipment	Pre-filter for sample gas, signal amplifier, signal amplifier for logarithmic output, remote digital display, visualization, recording, and data logging.